

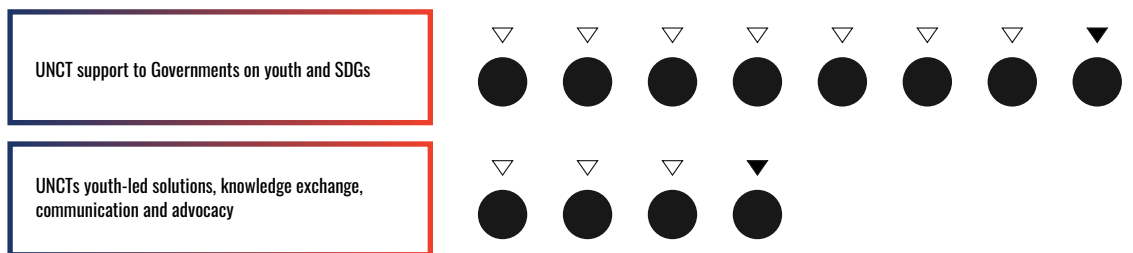
In 2023, all 132 UNCTs self-reported on their progress on Youth2030 implementation, in the United Nations Sustainable Development Group Information Management System (UNSDG IMS)<sup>a</sup>

<b>How to read the Youth2030 global snapshot</b>	The snapshot aggregates self-reported data across all 132 UNCTs.	Insights are available on the work of UNCTs ▽ FOR and ▼ WITH youth.	<b>Performance scores (2023)</b> available for all 132 UNCTs across 19 key performance indicators (KPIs) and 26 scores <sup>1</sup>	<b>Time trends (2021-2023)</b> include comparable data across 131 UNCTs <sup>2</sup> and 23 scores <sup>3</sup>
--	--	---	---	---

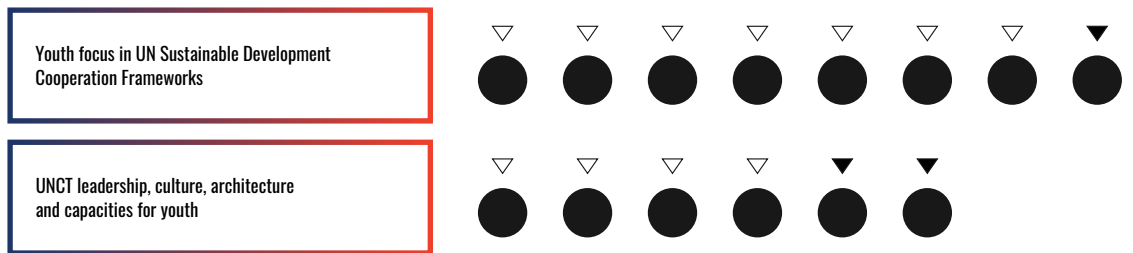
19 KPIs are organized in 4 areas of action

26 scores are distributed across 4 areas of action

**Captures how UNCTs support action FOR and WITH youth**



**Outlines how UNCTs are internally organized to deliver FOR and WITH youth**



**KPIs/scores (2020 – 2023) are presented as stacked bar charts indicating**

No. of UNCTs at milestone

No. of UNCTs moving forward

No. of UNCTs getting ready

Detailed information on KPIs, with scoring criteria and thresholds, is set out in the [Youth2030 UNCT Scorecard](#)

**Performance scores (2023) and Performance trends (2021- 2023)**

UNCTs that:

- Made progress
- Saw no change
- Fell behind

KPIs/scores that:

- Made progress
- Saw no change
- Fell behind

**Insights are available on:**

- Top progressors (2021 – 2023)
- KPIs/scores with the most improvement (2021 – 2023)

- Top performers (2023)
- KPIs/scores with the most (2023)

**Calculation and definitions**

Performance trends are based on “net change”

**“Net change” in UNCTs or KPIs/scores<sup>d</sup> =**  
Number showing positive change minus [-]  
Number showing negative change

**Net positive change** = Made progress  
**Zero net change** = Saw no change  
**Net negative change** = Fell behind

**Top performers (2023):**  
Top 3 UNCTs with the maximum number of in 2023

**KPIs/scores with the most (2023):**  
Top 3 KPIs/scores with the maximum number of in 2023

**Top progressors (2021 – 2023):**  
Top 3 UNCTs with improvement in at least one-third of scores

**KPIs/scores with the most improvement (2021 – 2023):**  
Top 3 KPIs/scores with improvement in at least 10% of UNCTs

<sup>1</sup> For 132 UNCTs, all 26 performance scores available: for UNCT-Iran, 18 performance scores available, excluding 8 scores on 'UNCT support to Governments on youth and SDGs'.

<sup>2</sup> Excluding Seychelles (New individual UNCT, established in 2023).

<sup>3</sup> For 131 UNCTs (out of the 132), time trends are available for 23 KPIs, excluding KPI 5, 6, 3, 8 (KPIs with revisions in scoring or issues with data availability); while for UNCT-Iran, time trends are available for 18 scores, excluding 8 scores on 'UNCT support to Governments on youth and SDGs'.

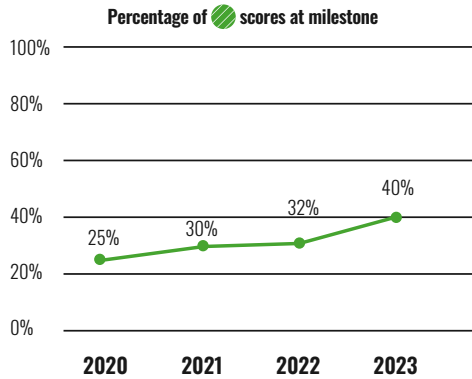
How to read: ▽ FOR youth ▼ WITH youth

● No. of UNCTs at milestone ● No. of UNCTs moving forward ● No. of UNCTs getting ready

### Overview

#### Overall, UNCTs worldwide made progress:

- scores improved from 30% (2021) to 40% (2023)
- scores decreased from 34% (2021) to 26% (2023)



#### UNCTs:

- 78% (101 of 131) of UNCTs made progress;
- 4% (5 of 131) saw no change;
- 18% (24 of 131) fell behind.

#### KPIs/scores:

- 96% (22 of 23) of scores improved;
- none KPI saw no change;
- KPI 14 (Disaggregated data on youth for decision making) fell behind.

#### Regional performance (2023):

1. Europe and Central Asia 51% of scores
2. Africa 40% of scores
3. Asia-Pacific 41% of scores
4. Latin America and the Caribbean 35% of scores
5. Arab States 29% of scores

#### Top performers (2023):

1. Chad, Mozambique 92% of scores
2. Kosovo 85% of scores
3. Bhutan, Costa Rica, Thailand 81% of scores

#### KPIs/scores with the most (2023):

1. KPI 6.2 Youth groups engaged 77% of UNCTs
2. KPI 7 Youth coordination – UNCTs 68% of UNCTs
3. KPI 3.1 Youth2030 in joint workplan 71% of UNCTs

#### Top progressors (2023):

- Equatorial Guinea, Yemen Improved across 52% of scores
- Barbados, Chad Improved across 48% of scores

#### Top KPIs/scores with the most improvement (2021–2023):

- KPI 11 (Leave No Youth Behind: Assessment and action) Improved across 54% of UNCTs
- KPI 19 (UNCTs, youth, communication and advocacy)
- KPI 1 (Youth situational analyses in CCAs) Improved across 40% of UNCTs
- KPI 3.1 (Youth2030 in JWP, BOS of UNCTs)
- KPI 18 (UNCTs, youth and knowledge exchange)

### UNCT support to Governments on youth and SDGs

#### How to read:

▽ UNCTs self-reported on their support FOR youth across seven areas:

- Leave No Youth Behind
- Policy alignment
- Policy coherence
- Public finance
- Disaggregated data on youth for decision-making
- Youth engagement in the design, monitoring and review of in-country programmes
- In-country youth coordination mechanisms

▼ UNCTs also self-reported on how they supported the above actions WITH youth

#### UNCTs worldwide made progress in this area of action:

- scores improved from 24% (2021) to 33% (2022);
- scores decreased from 25% to 18%

#### UNCTs:

- 60% (78 of 131) of UNCTs made progress;
- 11% (14 of 131) saw no change;
- 30% (39 of 131) fell behind.

#### KPIs/scores:

- 88% (7 of 8) of KPIs/scores improved;
- KPI 14 (Disaggregated data on youth for decision making) fell behind.

#### Top performers (2023):

- Costa Rica 100% of scores

#### KPIs/scores with the most (2023):

1. KPI 11 Leave no youth behind (LNOB) 56% of UNCTs
2. KPI 12.1 Policy alignment 51% of UNCTs
3. KPI 6.4 Support to Governments – WITH youth 40% of UNCTs

#### Top progressors (2021–2023):

- Mozambique, Bolivia, Equatorial Guinea Improved across 100%

#### Top KPIs/scores with the most improvement (2021–2023):

- KPI 11 (Leave no youth behind (LNOB)) Improved across 54% of UNCTs
- KPI 6.4 (Support to Governments – WITH youth) Improved across 40% of UNCTs
- KPI 16 (In-country youth coordination mechanisms)
- KPI 12.1 (Policy alignment)

#### KPI-level insights (2023)

- 98% (129 of 132) of UNCTs supported action in at least one area.
- 91% (119 of 132) of UNCTs supported action in at least 4 areas.
- 43% (57 of 132) of UNCTs supported action across 7 areas.

#### Top areas supported:

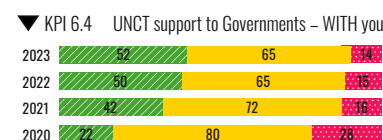
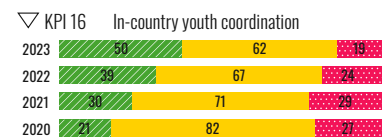
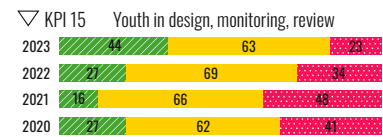
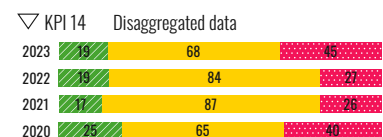
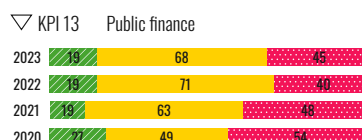
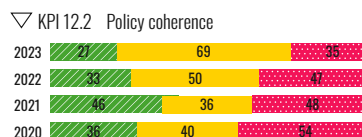
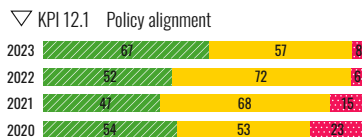
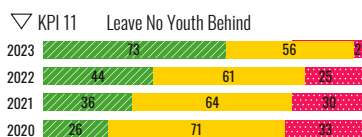
1. Policy alignment (96% of UNCTs)
2. Disaggregated data (91% of UNCTs)
3. Engaging youth in design, monitoring, review (90% of UNCTs)

#### Top sectors supported:

1. Education (90% of UNCTs)
2. Employment/labour (76% of UNCTs)
3. Health (83% of UNCTs)

#### Support FOR and WITH youth:<sup>§</sup>

- Policy alignment FOR youth (98%); WITH youth (74%)
- Disaggregated data FOR youth (91%); WITH youth (62%)
- Design, monitoring, review WITH youth (90%); FOR youth (58%)



UNCTs youth-led solutions, knowledge exchange, communication and advocacy

**How to read:**

- ▽ UNCTs self-reported on their support FOR youth across three areas:
  - Investments in youth-led solutions
  - Knowledge exchange
  - Communication and advocacy
- ▼ UNCTs also self-reported on how they supported the above actions WITH youth

**UNCTs worldwide made progress in this area of action:**

- scores improved from 29% (2021) to 48% (2023);
- scores decreased from 27% (2021) to 20% (2023).

**UNCTs:**

- 69% (90 of 131) of UNCTs made progress;
- 14% (18 of 131) saw no change;
- 18% (23 of 131) fell behind.

**KPIs/scores:**

All 100% (4 of 4) KPIs/scores made progress

**Top performers (2023):**

Africa, Arab States, Asia-Pacific, Europe & Central Asia 100% ●  
Latin America and the Caribbean, Chad, Congo, Eswatini, Zambia, Zimbabwe, Jordan, Philippines, Fiji, Armenia, Belarus

**KPIs/scores with the most (2023):**

- KPI 6.5 UNCT-led projects – WITH youth 54% ●
- KPI 19 Communication and advocacy 49% ●
- KPI 18 UNCTs, youth and knowledge exchange 48% ●

**Top progressors (2021 – 2023):**

- Jamaica, Chad, Armenia Improved across 100% of scores
- Mozambique, Egypt, Moldova, Senegal, Mexico, Kuwait, Suriname Improved across 75% of scores

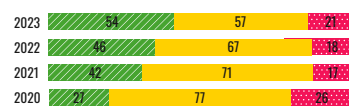
**Top KPIs/scores with the most improvement (2021–2023):**

- KPI 19 Communication and advocacy Improved across 53% of UNCTs
- KPI 18 UNCTs, youth and knowledge exchange Improved across 41% of UNCTs

**KPI-level insights (2023):**

- 84% (111 of 132) of UNCTs supported investments in youth-led solutions; 86% (95 of 111) of these UNCTs carried out such investments WITH youth.
- 48% (74 of 132) of UNCTs included youth components in their knowledge-exchange plans; 141% (104 of 74) of these UNCTs carried out the knowledge-exchange activities WITH youth.
- 80% (105 of 132) of UNCTs included youth in joint communication and advocacy plans; 105% (110 of 105) of these UNCTs activated campaigns WITH youth. 52% (69 of 132) included considerations to ensure accessibility for youth with disabilities.

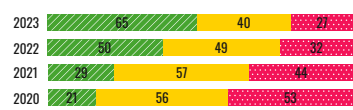
▽ KPI 17 Investments in youth-led solutions



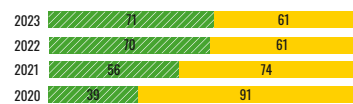
▽ KPI 18 Knowledge exchange



▽ KPI 19 Communication and advocacy



▼ KPI 6.5 UNCT-led projects – WITH youth



Youth focus in UN Sustainable Development Cooperation Frameworks (UNSDCFs)

**How to read:**

- ▽ UNCTs self-reported on their support FOR youth across seven areas:
  - Youth situational analyses in common country analyses
  - Results for youth in UNSDCFs
  - Youth2030 in joint workplans
  - Youth2030 in Business Operations Strategy (BOS) implementation plans
  - Funding for youth results (proportion of planned funds available)
  - Funding for youth results (proportion of available funds utilized)
  - Transparency of youth results in UNCTs
- ▼ UNCTs also self-reported on how they supported the above actions WITH youth

**UNCTs worldwide made progress in this area of action:**

- While ● scores saw no change at 46% (2021 and 2023),
- scores decreased from 38% (2021) to 25% (2023).

**UNCTs:**

- 73% (95 of 131) of UNCTs made progress;
- 16% (21 of 131) saw no change;
- 11% (15 of 131) fell behind.

**KPIs/scores:**

All (100%) (6 of 6) of KPIs/scores made progress

**Top performers (2023):**

1. Chad, Mozambique, Nepal 100% ●  
2. Bhutan, Botswana, Ghana, Kosovo, Moldova, Papua New Guinea, Thailand 88% ●

**KPIs/scores with the most (2023):**

- KPI 3.1 Joint workplans 71% ●
- KPI 6.3 UNCTs processes – WITH youth 67% ●
- KPI 2 Results for youth 52% ●

**Top progressors (2021–2023):**

- Armenia Improved across 100% of scores
- Mozambique, El Salvador, China Improved across 83% of scores

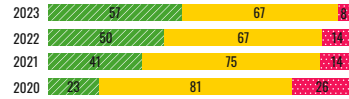
**Top KPIs/scores with the most improvement (2021–2023):**

- KPI 1 Youth situational analysis Improved in 41% of UNCTs
- KPI 3.1 Joint workplans Improved in 41% of UNCTs
- KPI 2 Results for youth Improved in 36% of UNCTs

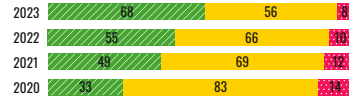
**KPI-level insights (2023):**

- 94% (124 of 132) of UNCTs included results for youth in UN Sustainable Development Cooperation Framework (UNSDCFs); 100% (124 of 124) of the Cooperation Frameworks (CFs) were backed by a youth situational analysis.
- 96% (127 of 132) of UNCTs included Youth2030 programme priorities in their joint workplans.
- 26% (32 of 132) of UNCTs included Youth2030 priorities in their Business Operations Strategy (BOS) implementation plans.
- 60% (80 of 132) of UNCTs had information on funding (planned, available or utilized) on youth.
- 90% (119 of 132) of UNCTs included details on youth programming in publicly available annual reports.
- UNCTs designed and implemented their UNSDCF together WITH youth:
  - 94% (124 of 132) UNCTs included youth situational analysis in CCA, 64% (79 of 124) of the CCAs were done WITH youth.
  - 94% (124 of 132) UNCTs included results for youth in UNSDCF, 60% (75 of 124) of CFs were done WITH youth.

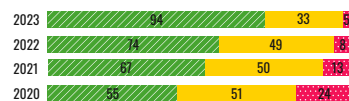
▽ KPI 1 Youth situational analyses



▽ KPI 2 Results for youth



▽ KPI 3.1 Joint workplans




▽ KPI 3.2 Business Operations Strategy



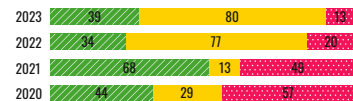
▽ KPI 4.1 Funding (planned vs. available)



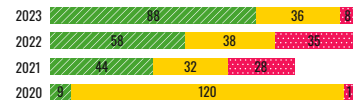
▽ KPI 4.2 Funding (available vs. utilized)



▽ KPI 5 Transparency



▼ KPI 6.3 UNCT processes – WITH youth\*



UNCT leadership, culture, architecture and capacities for youth

**How to read:**

- ▽ UNCTs self-reported on their support FOR youth across three areas:
  - Investments in youth-led solutions
  - Knowledge exchange
  - Communication and advocacy
- ▼ UNCTs also self-reported on how they supported the above actions WITH youth

**UNCTs worldwide made progress in this area of action:**

- scores decreased from 31% (2021) to 36% (2023);
- scores decreased 49% (2021) to 43% (2023).

**UNCTs:**

- 58% (45 of 130) of UNCTs made progress;
- 31% (58 of 130) saw no change;
- 21% (27 of 130) fell behind.

**KPIs/scores:**

- 100% (5 of 5) of KPIs/scores made progress;
- 31% (40 of 131) of UNCTs improved their scores.

**Top performers (2023):**

1. Chad 100% ●●
2. Mozambique, Thailand 83% ●●

**KPIs/scores with the most (2023):**

1. KPI 6.2 Youth groups engaged 78% ●●
2. KPI 7 Youth coordination – UNCTs 69% ●●
3. KPI 8 Capacities 41% ●●

**Top progressors (2021–2023):**

- Armenia Improved across 100% of scores
- Jamaica, Papua New Guinea, Syria, Guinea Improved across 80% of scores

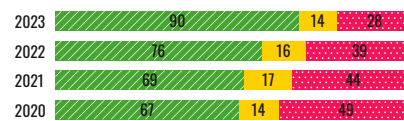
**Top KPIs/scores with the most improvement (2021–2023):**

1. KPI 6.1 Policy and processes for meaningful youth engagement Improved in 40% of UNCTs
2. KPI 6.2 Diversity of youth engaged Improved in 25% of UNCTs
3. KPI 7 Youth coordination – UNCTs Improved in 31% of UNCTs


**KPI-level insights (2023):**

- 78% (104 of 132) of UNCTs coordinated through a results group/ thematic group/task team for joint action on youth.
- 17% (23 of 132) of UNCTs included actions to strengthen internships; 19% (25 of 131) included actions to improve the proportion of youth in their workforce.
- 47% (63 of 132) of UNCTs engaged all 4 categories of youth (groups); the commonest category of youth engaged were networks of youth 92% (121 of 132).
- Networks of youth engaged by UNCTs:
  - Girls and young women 83% (109 of 132)
  - Youth at grassroots level 76% (100 of 132)
  - Youth with disabilities 74% (98 of 132)
  - Migrant youth 55% (73 of 132)
  - LGBTIQ+ 45% (59 of 132)
  - Refugee youth 46% (61 of 132)
  - Youth living with HIV 44% (58 of 132)
  - Youth in conflict-affected areas 27% (36 of 132)
  - Indigenous youth 23% (31 of 132).
- Policies and processes for meaningful youth engagement in place in:
  - 21% (28 of 132) of UNCTs (complete or almost complete)
  - 46% (61 of 132) of UNCTs (partial)
  - 33% (43 of 132) of UNCTs (none or only one met).

▽ KPI 7 Youth coordination – UNCTs



▽ KPI 8 Capacities




▽ KPI 9 Youth workforce



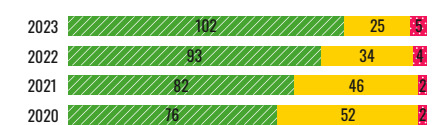
▽ KPI 10 Internships



▼ KPI 6.1 Policies and processes for meaningful youth engagement



▼ KPI 6.2 Diversity of youth engaged



<sup>a</sup> UN INFO, Information Management System Survey, managed by the UN Development Coordination Office (DCO).

<sup>b</sup> The complete list of UNCTs that self-reported across the five regions in IMS in 2022 is available on one page at [UN Snapshot Series 2022](#).

<sup>c</sup> For 130 UNCTs, all 26 performance scores are available; for UNCT-Iran, 18 performance scores are available, excluding 8 scores on “UNCT support to Governments on youth and SDGs”.

<sup>d</sup> Excluding UNCT Micronesia (New UNCT established in 2022).

<sup>e</sup> For 129 UNCTs (excluding Iran and Micronesia), time trends are available for 23 KPIs, excluding KPIs 5, 6.3, 8 due to revisions in scoring/data availability. For UNCT Iran, time trends are available for 18 scores, excluding 8 scores on “UNCT support to Governments on youth and SDGs”. UNCT Micronesia reported for the first time, thus time trends not yet available.

<sup>f</sup> Net change aggregates changes in individual KPI/score level as follows: (a) positive (● to ●; ● to ●; ● to ●); (b) negative (● to ●; ● to ●; ● to ●); or (c) reflecting no change.

<sup>g</sup> Includes UNCTs that support at least 1 area/sector/criteria.

<sup>h</sup> All references to Kosovo shall be understood in the context of Security Council resolution 1244 (1999).