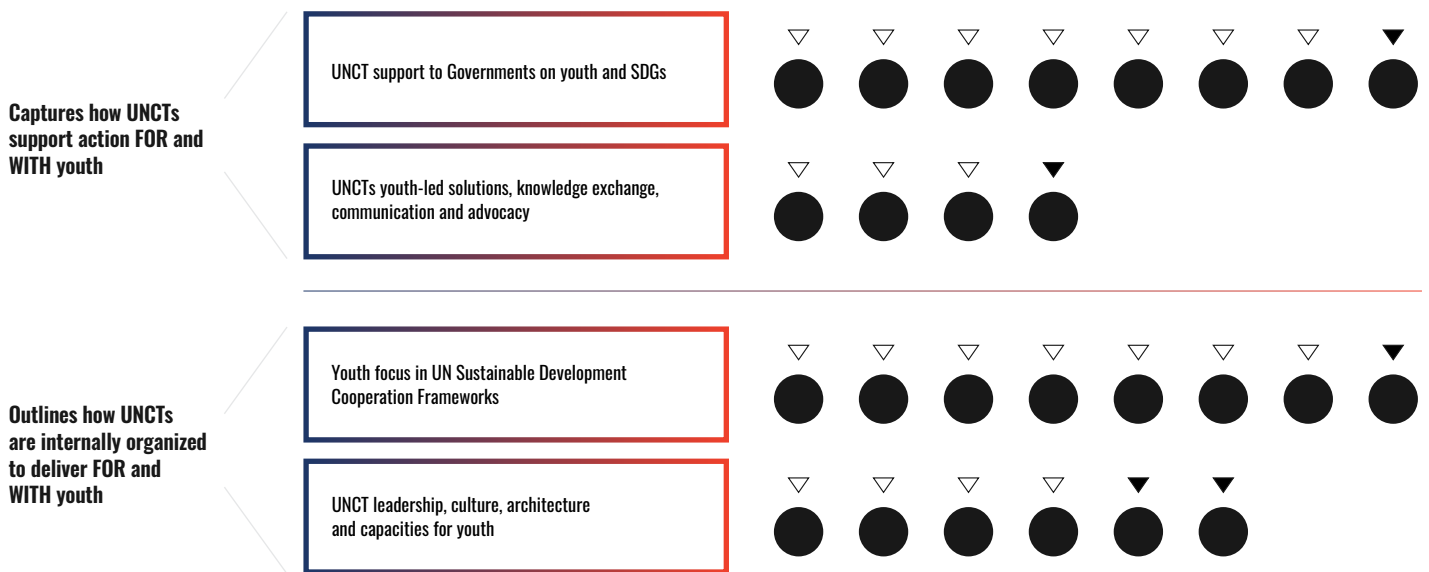


In 2021, 130 UNCTs self-reported on their progress on Youth2030 against the 2020 baseline in the United Nations Sustainable Development Group Information Management System (UNSDG IMS)^a

<p>How to read the Youth2030 global snapshot</p>	<p>The snapshot aggregates self-reported progress across all 130 UNCTs ^b</p>	<p>Insights are available on the work of UNCTs FOR ▽ and WITH youth ▼ across 19 key performance indicators (KPIs) and 26 scores^c</p>	<p>Performance trends (2020 – 2021) and performance in 2021 are highlighted</p>
---	---	---	--

19 KPIs are organized in **4 areas of action**

26 scores are distributed across 4 areas of action



<p>Performance trends (2020 – 2021) and performance in 2021</p>	<p>UNCTs that:</p> <ul style="list-style-type: none"> Made progress Saw no change Fell behind 	<p>KPIs/scores that:</p> <ul style="list-style-type: none"> Made progress Saw no change Fell behind 	<p>Insights are available on:</p> <ul style="list-style-type: none"> Top progressors (2020 – 2021) KPIs/scores with the most improvement (2020 – 2021) Top performers (2021) KPIs/scores with the most improvement (2021)
--	--	--	--

Calculation and definitions

Performance trends are based on “net change”

“Net change” in UNCTs or KPIs/scores^d =
Number showing positive change minus [-]
Number showing negative change

Net positive change = Made progress
Zero net change = Saw no change
Net negative change = Fell behind

Top progressors (2020 – 2021):
Top 3 UNCTs with improvement in at least one-third of scores

KPIs/scores with the most improvement (2020 – 2021):
Top 3 KPIs/scores with improvement in at least 10% of UNCTs

Top performers (2021):
Top 3 UNCTs with the maximum number of ● in 2021

KPIs/scores with the most ● (2021):
Top 3 KPIs/scores with the maximum number of ● in 2021

In the majority of cases percentages lower than 90% have been rounded

<p>KPIs/scores (2020 – 2021) are presented as stacked bar charts indicating</p>	<p>● No. of UNCTs at milestone</p>	<p>● No. of UNCTs moving forward</p>	<p>● No. of UNCTs getting ready</p>
--	------------------------------------	--------------------------------------	-------------------------------------

Detailed information on KPIs, with scoring criteria and thresholds, is set out in the [Youth2030 UNCT Scorecard](#)

How to read: ▽ FOR youth ▼ WITH youth

● No. of UNCTs at milestone ● No. of UNCTs moving forward ● No. of UNCTs getting ready

Overview

Overall, UNCTs worldwide made progress:

- Overall ● scores improved from 25% (2020) to 30% (2021)
- 62% (80 of 130) of UNCTs made progress; 7% (9 of 130) saw no change; 31% (41 of 130) fell behind
- 90% (23 of 26) of KPIs/scores made progress: KPI 6.1 (policies and processes for meaningful youth engagement), KPI 13 (public finance) and KPI 15 (youth in design, monitoring, review) fell behind

Top progressors (2020 – 2021): Armenia, Central African Republic, Honduras

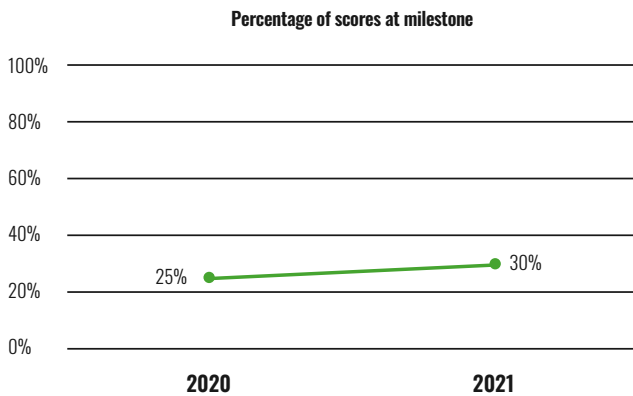
KPIs/scores with the most improvement (2020 – 2021):

- KPI 1 Youth situational analyses
- KPI 5 Transparency
- KPI 6.4 UNCT support to Governments – WITH youth

Top performers (2021): Central African Republic, Costa Rica, Honduras, Kosovo*

KPIs/scores with the most ● (2021):

- KPI 6.2 Diversity of youth engaged
- KPI 7 Youth coordination – UNCTs
- KPI 8 Capacities



UNCT support to Governments on youth and SDGs

UNCTs worldwide made progress in this area of action:

- 48% (62 of 130) of UNCTs made progress; 18% (24 of 130) saw no change; 34% (44 of 130) fell behind
- 75% (6 of 8) of KPIs/scores made progress: KPI 13 (public finance) and KPI 15 (youth in design, monitoring, review) fell behind

Top progressors (2020 – 2021): Bahrain, Bosnia and Herzegovina, Central African Republic, Honduras, Indonesia

KPIs/scores with the most improvement (2020 – 2021):

- KPI 6.4 UNCT support to Governments – WITH youth

Top performers (2021): Bhutan, Central African Republic, Costa Rica, Kosovo,* Papua New Guinea

KPIs/scores with the most ● (2021):

- KPI 6.4 UNCT support to Governments – WITH youth
- KPI 12.1 Policy alignment
- KPI 12.2 Policy coherence

How to read:

▽ UNCTs self-reported on their support FOR youth across seven areas:

- Leave No Youth Behind
- Policy alignment
- Policy coherence
- Public finance
- Disaggregated data on youth for decision-making
- Youth engagement in the design, monitoring and review of in-country programmes
- In-country youth coordination mechanisms

▼ UNCTs also self-reported on how they supported the above actions WITH youth

KPI-level insights (2021):

- 96% (125 of 130) of UNCTs supported action in at least one area
- 40% (53 of 130) of UNCTs supported action in all seven areas

Top areas supported:¹

- Policy alignment (92%)
- Disaggregated data (90%)
- Engaging youth in the design, monitoring and review of in-country programmes (80%)

Top sectors supported:

- Education
- Employment/labour
- Health

Support FOR youth was higher than WITH youth:¹

- Policy alignment FOR youth (92%); WITH youth (70%)
- Public finance FOR youth (80%); WITH youth (30%)


▽ KPI 11 Leave No Youth Behind



▽ KPI 12.1 Policy alignment




▽ KPI 12.2 Policy coherence




▽ KPI 13 Public finance



▽ KPI 14 Disaggregated data



▽ KPI 15 Youth in design, monitoring, review



▽ KPI 16 In-country youth coordination



▼ KPI 6.4 UNCT support to Governments – WITH youth



UNCTs youth-led solutions, knowledge exchange, communication and advocacy

How to read:

▽ UNCTs self-reported on their support FOR youth across three areas:

- Investments in youth-led solutions
- Knowledge exchange
- Communication and advocacy

▼ UNCTs also self-reported on how they supported the above actions WITH youth

UNCTs worldwide made progress in this area of action:

- 40% (54 of 130) of UNCTs made progress; 40% (53 of 130) saw no change; 20% (23 of 130) fell behind
- All (4 of 4) KPIs/scores made progress

Top progressors (2020 – 2021): Bosnia and Herzegovina, Botswana, Eritrea, Honduras

KPIs/scores with the most improvement (2020 – 2021):

- KPI 17 Investments in youth-led solutions

Top performers (2021): Bosnia and Herzegovina, Central African Republic, Honduras, Kosovo,^a Pakistan, Rwanda, Thailand

KPIs/scores with the most (2021):

- KPI 6.5 UNCT-led projects – WITH youth
- KPI 17 Investments in youth-led solutions
- KPI 19 Communication and advocacy

KPI-level insights (2021):

- 85% (113 of 130) of UNCTs supported investments in youth-led solutions, 70% of investments were WITH youth
- 40% (50 of 130) of UNCTs included youth components in their knowledge exchange plans; 85% of knowledge exchange activities were WITH youth
- 65% (86 of 130) of UNCTs included youth in joint communication and advocacy plans; 91% of UNCTs with youth plans activated campaigns WITH youth; 30% (40 of 130) included considerations to ensure accessibility for youth with disabilities


▽ KPI 17 Investments in youth-led solutions



▽ KPI 18 Knowledge exchange



▽ KPI 19 Communication and advocacy



▼ KPI 6.5 UNCT-led projects – WITH youth



Youth focus in UN Sustainable Development Cooperation Frameworks (UNSDCFs)

How to read:

▽ UNCTs self-reported on their support FOR youth across seven areas:

- Youth situational analyses in common country analyses
- Results for youth in UNSDCFs
- Youth2030 in joint workplans
- Youth2030 in Business Operations Strategy (BOS) implementation plans
- Funding for youth results (proportion of planned funds available)
- Funding for youth results (proportion of available funds utilized)
- Transparency of youth results in UNCTs

▼ UNCTs also self-reported on how they supported the above actions WITH youth

UNCTs worldwide made progress in this area of action:

- 55% (71 of 130) of UNCTs made progress; 20% (26 of 130) saw no change; 25% (33 of 130) fell behind
- All (8 of 8) KPIs/scores made progress

Top progressors (2020 – 2021): Armenia, El Salvador, Honduras, Morocco

KPIs/scores with the most improvement (2020 – 2021):

- KPI 1 Youth situational analyses
- KPI 3.1 Joint workplans
- KPI 5 Transparency

Top performers (2021): Central African Republic, Ethiopia, Uzbekistan

KPIs/scores with the most (2021):

- KPI 2 Results for youth
- KPI 3.1 Joint workplans
- KPI 5 Transparency

KPI-level insights (2021):

- 91% (118 of 130) of UNCTs included results for youth in UNSDCFs; 90% (116 of 130) of UNCTs were backed by a youth situational analysis
- 90% (117 of 130) of UNCTs included Youth2030 programme priorities in their joint workplans
- 20% (23 of 130) of UNCTs included Youth2030 priorities in their BOS implementation plans
- 45% (61 of 130) of UNCTs had information on funding (planned, available or utilized) on youth
- 50% (68 of 130) of UNCTs included details on joint programming on youth in publicly available annual reports
- 65% (65 of 104) of UNCTs developed their common country analyses WITH youth; 55% (55 of 104) engaged youth in the development of their UNSDCFs

▽ KPI 1 Youth situational analyses



▽ KPI 2 Results for youth



▽ KPI 3.1 Joint workplans



▽ KPI 3.2 Business Operations Strategy



▽ KPI 4.1 Funding (planned vs. available)




▽ KPI 4.2 Funding (available vs. utilized)



▽ KPI 5 Transparency



▼ KPI 6.3 UNCT processes – WITH youth^a



UNCT leadership, culture, architecture and capacities for youth

How to read:

▽ UNCTs self-reported on their support FOR youth across six areas:

- Internal youth coordination architecture
- Capacities for Youth2030 implementation
- Youth workforce
- Fair and quality internships
- Policies and processes in UNCTs for meaningful youth engagement
- Diversity of youth engaged by the UNCTs

▼ UNCTs also self-reported on how they supported the above actions WITH youth

UNCTs worldwide made progress in this area of action:

- 35% (47 of 130) of UNCTs made progress; 45% (56 of 130) saw no change
20% (27 of 130) fell behind
- 85% (5 of 6) of KPIs/scores made progress; KPI 6.1 (policies and processes for meaningful youth engagement) fell behind

Top progressors (2020 – 2021): Central African Republic, Eritrea, Guatemala, Honduras

KPIs/scores with the most improvement (2020 – 2021):

- KPI 8 Capacities

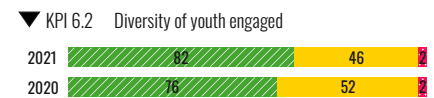
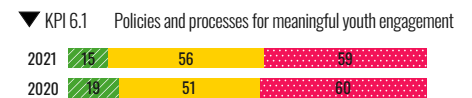

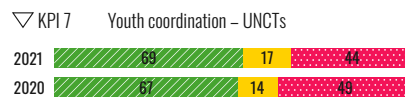
Top performers (2021): Cameroon, Costa Rica, Eritrea, Gambia, Georgia, Guatemala, Honduras, India, Kosovo,* Republic of Moldova, Niger, Thailand, Uzbekistan

KPIs/scores with the most (2021):

- KPI 6.2 Diversity of youth engaged
- KPI 7 Youth coordination – UNCTs
- KPI 8 Capacities

KPI-level insights (2021):

- 55% (69 of 130) of UNCTs were coordinated through a results group/ thematic group/task team for joint action on youth
- 15% (20 of 130) of UNCTs included actions to strengthen internships; 15% (19 of 130) included actions to improve the proportion of youth in their workforce
- 35% (43 of 130) of UNCTs engaged all 4 types of youth (groups); networks of youth, both formal and informal, were most frequently engaged (93%) (121 of 130)
- Networks of youth engaged by UNCTs were:
 - Networks of youth (formal and informal) at grassroots level (75%) (100 of 130)
 - Girls and young women (75%) (97 of 130)
 - Youth with disabilities (55%) (69 of 130)
 - Youth living with HIV (45%) (61 of 130)
 - LGBTIQ+ youth (40%) (52 of 130)
 - Refugee youth (35%) (48 of 130)
 - Migrant youth (35%) (44 of 130)
 - Networks of youth in conflict-affected areas (35%) (43 of 130)
 - Indigenous youth (20%) (23 of 130)
- Policies and processes for meaningful youth engagement in place in:
 - 12% (15 of 130) of UNCTs (complete or almost complete)
 - 43% (56 of 130) of UNCTs (partial)
 - 45% (59 of 130) of UNCTs (none or only one met)



^a UNSDG Information Management System (IMS) is a series of surveys launched through the UNINFO portal, which is managed by the UN Development Coordination Office (DCO).

^b The complete list of UNCTs that self-reported across the five regions in IMS in 2021 is included in the [UN Snapshot Series 2022](#).

^c Reporting on UNCTs COVID-19 response and recovery (KPI 20) for 2021 has been integrated into routine end-of-year reporting.

^d Net change aggregates changes in individual KPI/score levels as follows:

(a) positive (● to ●; ● to ●; ● to ●); (b) negative (● to ●; ● to ●); or (c) reflecting no change.

^e All references to Kosovo shall be understood in the context of Security Council resolution 1244 (1999).

^f Includes UNCTs that support at least 1 area/sector/criteria.

^g Data on KPI 6.3 is available for 104 out of 130 UNCTs for the 2021 reporting period.

